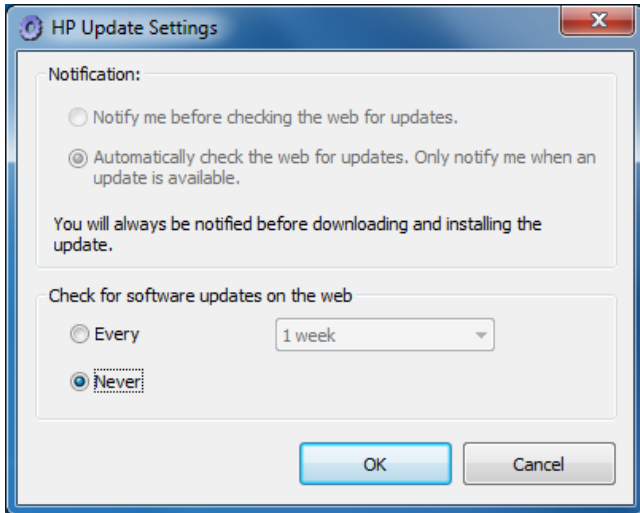


Downgrade Guide to HP90x/95x/97x series Printers

Attention:

1. Following mentioned downgrade proposal sources from 3rd party, you may follow the instructions to downgrade the firmware of your printer to continue the use of aftermarket product.
2. Make sure your printer in good condition before downgrading process.
3. Please close the *automatically check and update* function (see screenshot below) before downgrading process.



4. There might be some cases your printer (new firmware) could not be downgraded.
5. Find the proper link below by following the instructions to continue your downgrading process.

90X : <https://ufile.io/zc1vh319>

95X : <https://ufile.io/tdl8zf8g>

97X : <https://ufile.io/zww9h12t>

1) Printer Model List

Printer Series		Printer Model	Downgrade to Firmware Version
HP 95X series	8210 series	HP OfficeJet Pro 8210 All-in-One Printer	1834A
		HP OfficeJet Pro 8216 All-in-One Printer	
		HP OfficeJet Pro 8218 All-in-One Printer	
	8710 series	HP OfficeJet Pro 8710 All-in-One Printer	1848A
		HP OfficeJet Pro 8715 All-in-One Printer	
		HP OfficeJet Pro 8718 All-in-One Printer	
	8720 series	HP OfficeJet Pro 8720 All-in-One Printer	1848A
		HP OfficeJet Pro 8725 All-in-One Printer	
		HP OfficeJet Pro 8728 All-in-One Printer	
	8730/8740 series	HP OfficeJet Pro 8730 All-in-One Printer	1903B
		HP OfficeJet Pro 8740 All-in-One Printer	
		HP OfficeJet Pro 8745 All-in-One Printer	
	7720 series	HP OfficeJet Pro 7720 Wide Format All-in-One Printer	1851A

Downgrade Guide to HP90x/95x/97x series Printers

	7730 series	HP OfficeJet Pro 7730 Wide Format All-in-One Printer	1851A
	7740 series	HP OfficeJet Pro 7740 Wide Format All-in-One Printer	1849A
	8702		
HP 90X series		HP OfficeJet Pro 6950 All-in-One Printer	1847A
		HP OfficeJet Pro 6954 All-in-One Printer	1847A
		HP OfficeJet Pro 6960 All-in-One Printer	1847A
		HP OfficeJet Pro 6962 All-in-One Printer	1847A
		HP OfficeJet Pro 6968 All-in-One Printer	1847A
		HP OfficeJet Pro 6970 All-in-One Printer	1847A
		HP OfficeJet Pro 6975 All-in-One Printer	1847A
		HP OfficeJet Pro 6978 All-in-One Printer	1847A
HP 97X series		HP pagewide 352dw	1829A
		HP pagewide MFP 377dw/dn	1829A
		HP PageWide Pro 452dw/dn	1829A
		HP PageWide Pro MFP 477dw/dn	1829A
		HP PageWide Pro 552dw	1829A
		HP PageWide Pro MFP 577dw/Z	1829A
		HP PageWide Managed P55250dw	1829A
		HP PageWide Managed MFP P57750dw	1829A

Note: Please choose the indicated software to downgrade the firmware according to your printer model and current firmware version.

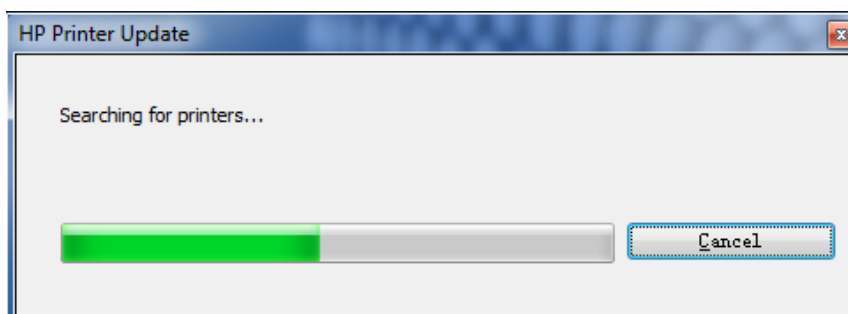
2) Before Firmware Downgrade

2.1 Ensure turning off "**Automatically Update Check**" function before downgrade.

2.3 Some downgrade package would be failure if your printer firmware updated to the newest version that newer than the above version.

3) How to downgrade

3.1 Make sure your printer connected to the computer with USB cable, choose and open the suitable firmware downgrade software.



Downgrade Guide to HP90x/95x/97x series Printers

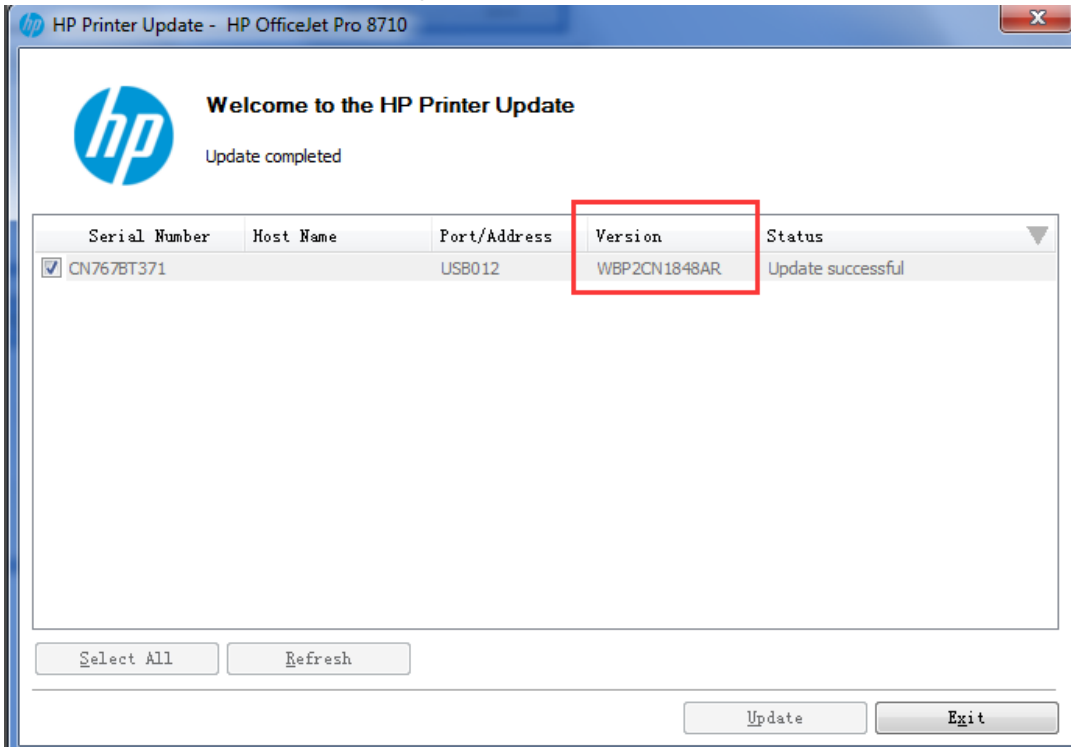
- 1) 3.2 After detection, the update notice will be shown as below in the computer (take HP 8710 as an example)



- 3.3 Choose the printer that need to be downgraded and click "Update"

- 3.5 Click "OK" after finished

- 3.6 The firmware version after downgraded will be shown as below



control panel

